

		Ley de Ingresos Estimada	Ampliaciones / (Reducciones)	Ley de Ingresos Modificada	Ingresos Devengados	Ingresos Recaudados	Devengado Por Recaudar	Avance de Recaudación (Recaudación / Estimación)
11	<u>Impuestos sobre los Ingresos</u>	\$201,036.00	\$0.00	\$201,036.00	\$76,231.90	\$76,231.90	\$0.00	37.91 %
	IMPUESTO POR ESTABLECIMIENTOS DE ENSEÑANZA I	\$0.00	\$0.00	\$0.00	\$9,000.00	\$9,000.00	\$0.00	0.00 %
	IMPUESTOS A LOS INGRESOS OBTENIDOS POR ESTI	\$0.00	\$0.00	\$0.00	\$9,000.00	\$9,000.00	\$0.00	0.00 %
	IMPUESTO SOBRE JUEGOS, ESPECTACULOS PUBLICC	\$150,000.00	\$0.00	\$150,000.00	\$64,091.90	\$64,091.90	\$0.00	42.72 %
	IMPUESTOS SOBRE JUEGOS PERMITIDOS, ESPECTA	\$150,000.00	\$0.00	\$150,000.00	\$64,091.90	\$64,091.90	\$0.00	42.72 %
	IMPUESTO A COMERCIOS AMBULANTES	\$51,036.00	\$0.00	\$51,036.00	\$3,140.00	\$3,140.00	\$0.00	6.15 %
	IMPUESTOS A COMERCIOS AMBULANTES	\$51,036.00	\$0.00	\$51,036.00	\$3,140.00	\$3,140.00	\$0.00	6.15 %
12	<u>Impuestos sobre el patrimonio</u>	\$1,363,215.75	\$0.00	\$1,363,215.75	\$3,037,848.00	\$3,037,848.00	\$0.00	222.84 %
	IMPUESTO PREDIAL	\$1,305,693.75	\$0.00	\$1,305,693.75	\$2,669,764.00	\$2,669,764.00	\$0.00	204.47 %
	PREDIAL URBANO EDIFICADO	\$500,000.00	\$0.00	\$500,000.00	\$1,587,250.00	\$1,587,250.00	\$0.00	317.45 %
	PREDIAL URBANO NO EDIFICADO	\$100,000.00	\$0.00	\$100,000.00	\$141,751.00	\$141,751.00	\$0.00	141.75 %
	PREDIAL RUSTICO EDIFICADO	\$500,000.00	\$0.00	\$500,000.00	\$356,496.00	\$356,496.00	\$0.00	71.29 %
	PREDIAL RUSTICO NO EDIFICADO	\$100,000.00	\$0.00	\$100,000.00	\$198,381.00	\$198,381.00	\$0.00	198.38 %
	PREDIAL RUSTICO MAYORES A 5000 M2 CON FINES I	\$71,786.25	\$0.00	\$71,786.25	\$357,260.50	\$357,260.50	\$0.00	497.67 %
	PREDIAL SUJETOS AL REGIMEN EJIDAL	\$33,907.50	\$0.00	\$33,907.50	\$28,625.50	\$28,625.50	\$0.00	84.42 %
	IMPUESTO SOBRE TRASLADO DE DOMINIO Y OTRAS C	\$57,522.00	\$0.00	\$57,522.00	\$368,084.00	\$368,084.00	\$0.00	639.90 %
17	<u>Accesorios de impuestos</u>	\$57,522.00	\$0.00	\$57,522.00	\$368,084.00	\$368,084.00	\$0.00	639.90 %
	RECARGOS IMPUESTO PREDIAL	\$100,000.00	\$0.00	\$100,000.00	\$225,610.00	\$225,610.00	\$0.00	225.61 %
19	<u>Impuestos no comprendidos en la Ley de Ingresos Vigen</u>	\$100,000.00	\$0.00	\$100,000.00	\$225,610.00	\$225,610.00	\$0.00	225.61 %
	REZAGOS DE IMPUESTO PREDIAL	\$2,000,000.00	\$0.00	\$2,000,000.00	\$783,324.50	\$783,324.50	\$0.00	39.16 %
41	<u>Derechos por el uso, goce, aprovechamiento o explotación</u>	\$666,422.00	\$0.00	\$666,422.00	\$783,324.50	\$783,324.50	\$0.00	39.16 %
	DERECHOS POR SERVICIOS PUBLICOS	\$666,422.00	\$0.00	\$666,422.00	\$698,854.70	\$698,854.70	\$0.00	104.86 %
	DERECHO POR SERVICIO DE AGUA POTABLE	\$482,595.50	\$0.00	\$482,595.50	\$426,015.10	\$426,015.10	\$0.00	88.27 %
	SERVICIO DE AGUA POTABLE DOMESTICO	\$241,297.50	\$0.00	\$241,297.50	\$373,107.00	\$373,107.00	\$0.00	154.62 %
	SERVICIO DE AGUA POTABLE COMERCIAL	\$24,129.00	\$0.00	\$24,129.00	\$10,948.10	\$10,948.10	\$0.00	45.37 %
	SERVICIO DE AGUA POTABLE INDUSTRIAL	\$24,129.00	\$0.00	\$24,129.00	\$7,200.00	\$7,200.00	\$0.00	29.83 %
	CONEXIÓN AL SISTEMA DE AGUA POTABLE	\$96,520.00	\$0.00	\$96,520.00	\$34,760.00	\$34,760.00	\$0.00	36.01 %
	RECONEXION AL SERVICIO DE AGUA POTABLE	\$96,520.00	\$0.00	\$96,520.00	\$0.00	\$0.00	\$0.00	0.00 %
	DERECHOS DE SERVICIO DE DRENAJE Y ALCANTARIL	\$9,740.00	\$0.00	\$9,740.00	\$6,747.00	\$6,747.00	\$0.00	69.27 %
	USO DE SISTEMA DE DRENAJE Y ALCANTARILLADO	\$5,000.00	\$0.00	\$5,000.00	\$260.00	\$260.00	\$0.00	5.20 %
	INSTALACION AL SISTEMA DE DRENAJE Y ALCATARI	\$4,740.00	\$0.00	\$4,740.00	\$6,487.00	\$6,487.00	\$0.00	136.85 %
	DERECHO POR USO DE RASTRO, GUARDA Y MATAN	\$13,293.00	\$0.00	\$13,293.00	\$70.00	\$70.00	\$0.00	0.52 %

Fuente de Ingresos	Ley de Ingresos Estimada	Ampliaciones / (Reducciones)	Ley de Ingresos Modificada	Ingresos Devengados	Ingresos Recaudados	Devengado Por Recaudar	Avance de Recaudación (Reanudación / Estimación)
GUIA DE TRASLADO DE GANADO	\$13,293.00	\$0.00	\$13,293.00	\$70.00	\$70.00	\$0.00	0.52 %
DERECHOS POR SERVICIO Y USO DE PANTEONES	\$148,793.50	\$0.00	\$148,793.50	\$266,022.60	\$266,022.60	\$0.00	178.78 %
EXHUMACION DE RESTOS	\$80,793.50	\$0.00	\$80,793.50	\$498.00	\$498.00	\$0.00	0.54 %
REFRENDOS POR INHUMACION POR 7 AÑOS	\$28,000.00	\$0.00	\$28,000.00	\$19,587.00	\$19,587.00	\$0.00	69.88 %
AUTORIZACION CIRCULADO DE PANTEON	\$10,000.00	\$0.00	\$10,000.00	\$4,812.00	\$4,812.00	\$0.00	48.12 %
PERMISO PARA LA INSTALACION O CONSTRUCCION	\$10,000.00	\$0.00	\$10,000.00	\$3,016.00	\$3,016.00	\$0.00	30.16 %
PERMISO PARA CONSTRUCCION DE CAPILLA INDIVII	\$5,000.00	\$0.00	\$5,000.00	\$7,217.00	\$7,217.00	\$0.00	144.34 %
PERMISO PARA CONSTRUCCION DE CAPILLA FAMILI	\$5,000.00	\$0.00	\$5,000.00	\$19,703.60	\$19,703.60	\$0.00	394.07 %
PERMISO PARA CONSTRUCCION DE GAVETA	\$10,000.00	\$0.00	\$10,000.00	\$0.00	\$0.00	\$0.00	0.00 %
INHUMACION DE CADAVERES O RESTOS POR 7 AÑO	\$0.00	\$0.00	\$0.00	\$211,269.00	\$211,269.00	\$0.00	0.00 %
DERECHOS POR SERVICIO DE LIMPIA	\$12,000.00	\$0.00	\$12,000.00	\$0.00	\$0.00	\$0.00	0.00 %
RENTA Y RECOLECCION EN CONTENEDOR	\$4,500.00	\$0.00	\$4,500.00	\$0.00	\$0.00	\$0.00	0.00 %
RECEPCION DE BASURA DE RELLENO SANITARIO	\$4,500.00	\$0.00	\$4,500.00	\$0.00	\$0.00	\$0.00	0.00 %
MANTENIMIENTO Y LIMPIEZA DE TERRENOS BALDIO	\$3,000.00	\$0.00	\$3,000.00	\$0.00	\$0.00	\$0.00	0.00 %
<u>Derechos por prestación de servicios</u>	\$4,722,064.64	\$0.00	\$4,722,064.64	\$3,697,953.20	\$3,697,953.20	\$0.00	78.31 %
DERECHOS POR REGISTRO, LICENCIA Y PERMISOS DI	\$3,399,927.64	\$0.00	\$3,399,927.64	\$1,857,418.54	\$1,857,418.54	\$0.00	54.63 %
DERECHOS POR REGISTRO FAMILIAR	\$143,503.00	\$0.00	\$143,503.00	\$147,254.20	\$147,254.20	\$0.00	102.61 %
REGISTRO DE NACIMIENTO	\$49,503.00	\$0.00	\$49,503.00	\$1,573.40	\$1,573.40	\$0.00	3.17 %
REGISTRO DE MATRIMONIO	\$29,000.00	\$0.00	\$29,000.00	\$43,925.00	\$43,925.00	\$0.00	151.46 %
REGISTRO DE DEFUNCION	\$22,000.00	\$0.00	\$22,000.00	\$40,868.50	\$40,868.50	\$0.00	185.76 %
INSCRIPCION DE SENTENCIAS DE AUTORIDADES JU	\$27,000.00	\$0.00	\$27,000.00	\$26,263.40	\$26,263.40	\$0.00	97.27 %
INSCRIPCION DE ACTOS DEL REGISTRO DEL ESTAL	\$3,500.00	\$0.00	\$3,500.00	\$3,458.50	\$3,458.50	\$0.00	98.81 %
ANOTACION DE ACTAS ORDENADAS POR AUTORID,	\$2,500.00	\$0.00	\$2,500.00	\$23,450.50	\$23,450.50	\$0.00	938.02 %
BUSQUEDA EN ARCHIVO DE ANTECEDENTES POR F	\$10,000.00	\$0.00	\$10,000.00	\$7,714.90	\$7,714.90	\$0.00	77.14 %
DERECHOS POR SERVICIO DE CERTIFICACIONES LE	\$1,850,148.50	\$0.00	\$1,850,148.50	\$707,765.50	\$707,765.50	\$0.00	38.25 %
EXPEDICION DE CONSTANCIAS DE DOCUMENTOS C	\$69,450.00	\$0.00	\$69,450.00	\$41,056.00	\$41,056.00	\$0.00	59.11 %
EXPEDICION DE CONSTANCIAS JUZGADO	\$0.00	\$0.00	\$0.00	\$16,244.00	\$16,244.00	\$0.00	0.00 %
EXPEDICION DE CONSTANCIAS SEGURIDAD PÚBLIC/	\$0.00	\$0.00	\$0.00	\$7,054.00	\$7,054.00	\$0.00	0.00 %
EXPEDICION DE CONSTANCIAS OBRAS PUBLICAS	\$0.00	\$0.00	\$0.00	\$15,814.00	\$15,814.00	\$0.00	0.00 %
EXPEDICION DE CONSTANCIAS DE SECRETARIA ML	\$676,004.25	\$0.00	\$676,004.25	\$52,500.00	\$52,500.00	\$0.00	7.76 %
EXPEDICION DE CONSTANCIAS DE D.R.S.	\$676,004.25	\$0.00	\$676,004.25	\$7,485.00	\$7,485.00	\$0.00	1.10 %
CERTIFICADO DE REGISTRO EN EL PADRON CATAS	\$57,210.00	\$0.00	\$57,210.00	\$1,130.00	\$1,130.00	\$0.00	1.97 %
CERTIFICADO DE NO ADEUDO FISCAL	\$65,550.00	\$0.00	\$65,550.00	\$902.50	\$902.50	\$0.00	1.37 %


Fuente de Ingresos	Ley de Ingresos Estimada	Ampliaciones / (Reducciones)	Ley de Ingresos Modificada	Ingresos Devengados	Ingresos Recaudados	Devengado Por Recaudar	Avance de Recaudación (Recaudación / Estimación)
COSTO DE TARJETA Y/O BOLETA PREDIAL	\$180,030.00	\$0.00	\$180,030.00	\$40,433.00	\$40,433.00	\$0.00	22.45 %
COPIA SIMPLE DE DOCUMENTOS DIGITALIZADOS	\$57,450.00	\$0.00	\$57,450.00	\$0.00	\$0.00	\$0.00	0.00 %
CEDULA CATASTRAL	\$68,450.00	\$0.00	\$68,450.00	\$0.00	\$0.00	\$0.00	0.00 %
CERTIFICACIÓN Y EXPEDICIÓN DE COPIAS DE ACTA!	\$0.00	\$0.00	\$0.00	\$564,259.00	\$564,259.00	\$0.00	0.00 %
DERECHOS POR SERVICIOS DE EXPEDICION Y RENC	\$716,612.20	\$0.00	\$716,612.20	\$763,463.92	\$763,463.92	\$0.00	106.53 %
EXPEDICION DE PLACAS DE FUNCIONAMIENTO DE	\$186,348.00	\$0.00	\$186,348.00	\$178,088.74	\$178,088.74	\$0.00	95.56 %
EXPEDICION DE PLACAS DE FUNCIONAMIENTO DE	\$186,345.50	\$0.00	\$186,345.50	\$0.00	\$0.00	\$0.00	0.00 %
RENOVACION DE PLACAS DE FUNCIONAMIENTO DE	\$157,573.20	\$0.00	\$157,573.20	\$585,375.18	\$585,375.18	\$0.00	371.49 %
RENOVACION DE PLACAS DE FUNCIONAMIENTO DI	\$186,345.50	\$0.00	\$186,345.50	\$0.00	\$0.00	\$0.00	0.00 %
DERECHOS POR EXPEDICION Y REVALIDACION Y C/	\$635,663.94	\$0.00	\$635,663.94	\$229,230.34	\$229,230.34	\$0.00	36.06 %
EXPEDICION DE LICENCIAS PARA FUNCIONAMIENT	\$217,667.00	\$0.00	\$217,667.00	\$73,490.54	\$73,490.54	\$0.00	33.76 %
REVALIDACION DE LICENCIAS PARA FUNCIONAMIE	\$200,330.94	\$0.00	\$200,330.94	\$155,739.80	\$155,739.80	\$0.00	77.74 %
CANJE DE LICENCIAS PARA FUNCIONAMIENTO DE I	\$217,666.00	\$0.00	\$217,666.00	\$0.00	\$0.00	\$0.00	0.00 %
DERECHOS POR EXPEDICION Y REVALIDACION DE L	\$4,000.00	\$0.00	\$4,000.00	\$9,704.58	\$9,704.58	\$0.00	242.61 %
EXPEDICION DE LICENCIAS O PERMISOS PARA LA C	\$2,000.00	\$0.00	\$2,000.00	\$8,520.58	\$8,520.58	\$0.00	426.02 %
REVALIDACION DE LICENCIAS O PERMISOS PARA L	\$2,000.00	\$0.00	\$2,000.00	\$1,184.00	\$1,184.00	\$0.00	59.20 %
DERECHOS POR EXPEDICION Y REVALIDACION DE L	\$50,000.00	\$0.00	\$50,000.00	\$0.00	\$0.00	\$0.00	0.00 %
EXPEDICION DE LICENCIA O PERMISO PARA LA PRI	\$25,000.00	\$0.00	\$25,000.00	\$0.00	\$0.00	\$0.00	0.00 %
REVALIDACION DE LICENCIA O PERMISO PARA LA I	\$25,000.00	\$0.00	\$25,000.00	\$0.00	\$0.00	\$0.00	0.00 %
DERECHOS EN MATERIA DE DESARROLLO URBANO Y	\$1,107,137.00	\$0.00	\$1,107,137.00	\$1,737,134.66	\$1,737,134.66	\$0.00	156.90 %
DERECHOS POR ALINEAMIENTO, DESLINDE Y NOMEN	\$135,000.00	\$0.00	\$135,000.00	\$37,068.00	\$37,068.00	\$0.00	27.45 %
PRACTICA DE DESLINDE	\$16,875.00	\$0.00	\$16,875.00	\$2,600.00	\$2,600.00	\$0.00	15.40 %
CONSTANCIA DE NUMERO OFICIAL	\$16,875.00	\$0.00	\$16,875.00	\$12,996.00	\$12,996.00	\$0.00	77.01 %
NOMENCLATURA DE CALLES	\$16,875.00	\$0.00	\$16,875.00	\$4,274.00	\$4,274.00	\$0.00	25.32 %
CONSTANCIA DE ALINEAMIENTO, LIMITE EXTERIOR	\$16,875.00	\$0.00	\$16,875.00	\$5,498.00	\$5,498.00	\$0.00	32.58 %
CONSTANCIA DE NO AFECTACION DE FRACCIONAM	\$16,875.00	\$0.00	\$16,875.00	\$11,700.00	\$11,700.00	\$0.00	69.33 %
GEORREFERENCIACION CON GPS	\$16,875.00	\$0.00	\$16,875.00	\$0.00	\$0.00	\$0.00	0.00 %
CERTIFICADO DE UBICACIÓN, APROBACION Y REGIS	\$16,875.00	\$0.00	\$16,875.00	\$0.00	\$0.00	\$0.00	0.00 %
ASIGNACION DE CLAVE CATASTRAL	\$16,875.00	\$0.00	\$16,875.00	\$0.00	\$0.00	\$0.00	0.00 %
DERECHOS POR REALIZACION Y EXPEDICION DE AV/	\$646,728.00	\$0.00	\$646,728.00	\$501,575.00	\$501,575.00	\$0.00	77.55 %
REALIZACION DE AVALUOS CATASTRALES	\$300,000.00	\$0.00	\$300,000.00	\$501,575.00	\$501,575.00	\$0.00	167.19 %
EXPEDICION DE AVALUO CATASTRAL	\$300,000.00	\$0.00	\$300,000.00	\$0.00	\$0.00	\$0.00	0.00 %
PRIMERA REPROGRACION	\$15,576.00	\$0.00	\$15,576.00	\$0.00	\$0.00	\$0.00	0.00 %

Fuente de Ingresos	Ley de Ingresos Estimada	Ampliaciones / (Reducciones)	Ley de Ingresos Modificada	Ingresos Devengados	Ingresos Recaudados	Devengado Por Recaudar	Avance de Recaudación (Recaudación / Estimación)
POR CADA VISITA ADICIONAL	\$15,576.00	\$0.00	\$15,576.00	\$0.00	\$0.00	\$0.00	0.00 %
REPOSICION AVALUO CATASTRAL	\$15,576.00	\$0.00	\$15,576.00	\$0.00	\$0.00	\$0.00	0.00 %
DERECHOS DE LICENCIA DE CONSTRUCCION, RECO	\$30,000.00	\$0.00	\$30,000.00	\$41,794.00	\$41,794.00	\$0.00	139.31 %
LICENCIA DE CONSTRUCCION	\$5,000.00	\$0.00	\$5,000.00	\$41,346.00	\$41,346.00	\$0.00	826.92 %
LICENCIA RECONSTRUCCION	\$5,000.00	\$0.00	\$5,000.00	\$0.00	\$0.00	\$0.00	0.00 %
LICENCIA AMPLIACION	\$5,000.00	\$0.00	\$5,000.00	\$0.00	\$0.00	\$0.00	0.00 %
LICENCIA DEMOLICION	\$5,000.00	\$0.00	\$5,000.00	\$448.00	\$448.00	\$0.00	8.96 %
LICENCIA DE USO DE SUELO	\$5,000.00	\$0.00	\$5,000.00	\$0.00	\$0.00	\$0.00	0.00 %
DICTAMEN DE IMPACTO URBANO	\$5,000.00	\$0.00	\$5,000.00	\$0.00	\$0.00	\$0.00	0.00 %
DERECHOS POR AUTORIZACION DE PERITOS EN OBI	\$5,000.00	\$0.00	\$5,000.00	\$0.00	\$0.00	\$0.00	0.00 %
LICENCIA POR AUTORIZACION DE PERITOS EN OBR	\$5,000.00	\$0.00	\$5,000.00	\$0.00	\$0.00	\$0.00	0.00 %
OTROS DERECHOS POR SERVICIO RELACIONADOS C	\$4,300.00	\$0.00	\$4,300.00	\$0.00	\$0.00	\$0.00	0.00 %
CONSTANCIAS DIVERSAS REFERENTES A DERECH	\$4,300.00	\$0.00	\$4,300.00	\$0.00	\$0.00	\$0.00	0.00 %
DERECHOS POR PARTICIPACION EN CONCURSOS, U	\$50,000.00	\$0.00	\$50,000.00	\$0.00	\$0.00	\$0.00	0.00 %
PARTICIPACION EN CONCURSOS DE OBRA PUBLICA	\$50,000.00	\$0.00	\$50,000.00	\$0.00	\$0.00	\$0.00	0.00 %
DERECHOS POR SUPERVISION DE OBRA PUBLICA	\$50,000.00	\$0.00	\$50,000.00	\$0.00	\$0.00	\$0.00	0.00 %
SUPERVISION DE OBRA PUBLICA (1% OBS)	\$102,797.00	\$0.00	\$102,797.00	\$137,646.21	\$137,646.21	\$0.00	133.90 %
DERECHOS POR EXPEDICION DE DICTAMEN DE IMP/	\$102,797.00	\$0.00	\$102,797.00	\$137,646.21	\$137,646.21	\$0.00	133.90 %
DERIBO DE ARBOLES	\$133,312.00	\$0.00	\$133,312.00	\$18,596.93	\$18,596.93	\$0.00	13.94 %
PODA DE ARBOLES	\$66,656.00	\$0.00	\$66,656.00	\$14,656.93	\$14,656.93	\$0.00	21.98 %
DERECHO ESPECIAL PARA OBRAS POR COOPERACI	\$66,656.00	\$0.00	\$66,656.00	\$3,940.00	\$3,940.00	\$0.00	5.91 %
APORTACION DE BENEFICIARIOS PROVENIENTES D	\$0.00	\$0.00	\$0.00	\$1,000,454.52	\$1,000,454.52	\$0.00	0.00 %
APORTACION DE BENEFICIARIOS PROVENIENTES D	\$0.00	\$0.00	\$0.00	\$11,000.00	\$11,000.00	\$0.00	0.00 %
DERECHOS POR SERVICIO PRESTADOS EN MATERIA I	\$215,000.00	\$0.00	\$215,000.00	\$989,454.52	\$989,454.52	\$0.00	0.00 %
DERECHOS POR SERVICIO PRESTADOS EN MATERIA	\$215,000.00	\$0.00	\$215,000.00	\$103,400.00	\$103,400.00	\$0.00	48.09 %
EXPEDICION DE DICTAMEN EN MATERIA DE PROTEC	\$44,000.00	\$0.00	\$44,000.00	\$103,400.00	\$103,400.00	\$0.00	48.09 %
RENOVACION DE DICTAMEN EN MATERIA DE PROTE	\$44,000.00	\$0.00	\$44,000.00	\$11,700.00	\$11,700.00	\$0.00	26.59 %
DETONACION DE PIROTECNIA	\$44,000.00	\$0.00	\$44,000.00	\$0.00	\$0.00	\$0.00	0.00 %
CONSTANCIA DE APROBACION DE PLAN DE PROTEC	\$40,000.00	\$0.00	\$40,000.00	\$2,444.00	\$2,444.00	\$0.00	6.11 %
CAPACITACION EN MATERIA DE PROTECCION CIVIL	\$44,000.00	\$0.00	\$44,000.00	\$89,256.00	\$89,256.00	\$0.00	202.65 %
Accesorios de Derechos	\$43,000.00	\$0.00	\$43,000.00	\$0.00	\$0.00	\$0.00	0.00 %
RECARGOS AGUA POTABLE	\$33,769.00	\$0.00	\$33,769.00	\$0.00	\$0.00	\$0.00	0.00 %
Derechos no comprendidos en la Ley de Ingresos Vigent	\$33,769.00	\$0.00	\$33,769.00	\$0.00	\$0.00	\$0.00	0.00 %
	\$115,176.50	\$0.00	\$115,176.50	\$258,379.50	\$258,379.50	\$0.00	224.33 %

MUNICIPIO DE FRANCISCO I. MADERO, HIDALGO

Estado Analítico de Ingresos Presupuestales Al 30/sep./2022

Fecha y hora de Impresión | 07/oct./2022
01:06 p. m.



Usr: supervisor
Rep: rptEstadoPresupuestoIngresos

Fuente de Ingresos		Ley de Ingresos Estimada	Ampliaciones / (Reducciones)	Ley de Ingresos Modificada	Ingresos Devengados	Ingresos Recaudados	Devengado Por Recaudar	Avance de Recaudación (Recaudación / Estimación)
\$1	REZAGOS DE AGUA POTABLE	\$115,176.50	\$0.00	\$115,176.50	\$258,379.50	\$258,379.50	\$0.00	224.33 %
	Productos							
	ARRENDAMIENTO DE BIENES MUEBLES E INMUEBLES	\$1,186,213.00	\$0.00	\$1,186,213.00	\$846,489.91	\$846,489.91	\$0.00	71.36 %
	USO DE PLAZAS Y PISOS EN LAS CALLES, PASAJES Y	\$822,703.00	\$0.00	\$822,703.00	\$451,589.00	\$451,589.00	\$0.00	54.89 %
	USO DE PLAZAS Y PISOS EN LAS CALLES Y LUGARES	\$648,655.00	\$0.00	\$648,655.00	\$259,772.00	\$259,772.00	\$0.00	40.04 %
	LOCALES SITUADOS EN EL INTERIOR Y EXTERIOR DE	\$0.00	\$0.00	\$0.00	\$42,441.00	\$42,441.00	\$0.00	0.00 %
	ARRENDAMIENTOS DE TERRENOS, MONTES, PASTOS	\$82,679.00	\$0.00	\$82,679.00	\$112,370.00	\$112,370.00	\$0.00	135.91 %
	ESTACIONAMIENTO EN LA VIA PÚBLICA (PERMISO DE	\$91,369.00	\$0.00	\$91,369.00	\$31,900.00	\$31,900.00	\$0.00	34.91 %
	EXPEDICION EN COPIA SIMPLE O CERTIFICADA, O RE	\$0.00	\$0.00	\$0.00	\$5,106.00	\$5,106.00	\$0.00	0.00 %
	EXPEDICION DE HOJAS SIMPLES, POR CADA HOJA	\$3,000.00	\$0.00	\$3,000.00	\$752.40	\$752.40	\$0.00	25.08 %
	ASISTENCIA SOCIAL	\$3,000.00	\$0.00	\$3,000.00	\$752.40	\$752.40	\$0.00	25.08 %
	CENTRO DE ATENCION INFANTIL COMUNITARIO (CAIC	\$360,510.00	\$0.00	\$360,510.00	\$63,866.00	\$63,866.00	\$0.00	17.71 %
	INSCRIPCION CAIC	\$40,056.00	\$0.00	\$40,056.00	\$0.00	\$0.00	\$0.00	0.00 %
	COLEGIATURA MENSUAL CAIC	\$20,028.00	\$0.00	\$20,028.00	\$0.00	\$0.00	\$0.00	0.00 %
	SERVICIOS MEDICOS (SALUD)	\$20,028.00	\$0.00	\$20,028.00	\$0.00	\$0.00	\$0.00	0.00 %
	CONSULTA MEDICA	\$60,090.00	\$0.00	\$60,090.00	\$1,975.00	\$1,975.00	\$0.00	3.28 %
	DICTAMEN MEDICO	\$20,034.00	\$0.00	\$20,034.00	\$1,435.00	\$1,435.00	\$0.00	7.16 %
	CERTIFICADO MEDICO	\$20,028.00	\$0.00	\$20,028.00	\$540.00	\$540.00	\$0.00	2.69 %
	UNIDAD BASICA DE REABILITACION UBR	\$20,028.00	\$0.00	\$20,028.00	\$0.00	\$0.00	\$0.00	0.00 %
	TERAPIA FISICA	\$100,140.00	\$0.00	\$100,140.00	\$21,880.00	\$21,880.00	\$0.00	21.84 %
	TERAPIA OCUPACIONAL	\$20,028.00	\$0.00	\$20,028.00	\$8,780.00	\$8,780.00	\$0.00	43.83 %
	TERAPIA PSICOLOGICA	\$20,028.00	\$0.00	\$20,028.00	\$3,000.00	\$3,000.00	\$0.00	14.97 %
	TERAPIA DE LENGUAJE	\$20,028.00	\$0.00	\$20,028.00	\$7,960.00	\$7,960.00	\$0.00	39.74 %
	ESTIMULACION TEMPRANA	\$20,028.00	\$0.00	\$20,028.00	\$0.00	\$0.00	\$0.00	0.00 %
	UNIDAD DENTAL	\$20,028.00	\$0.00	\$20,028.00	\$2,140.00	\$2,140.00	\$0.00	10.68 %
	CONSULTA DENTAL	\$160,224.00	\$0.00	\$160,224.00	\$0.00	\$0.00	\$0.00	0.00 %
	CURACIONES DENTALES	\$20,028.00	\$0.00	\$20,028.00	\$0.00	\$0.00	\$0.00	0.00 %
	ODONTOXESIS	\$20,028.00	\$0.00	\$20,028.00	\$0.00	\$0.00	\$0.00	0.00 %
	EXTRACCIONES	\$20,028.00	\$0.00	\$20,028.00	\$0.00	\$0.00	\$0.00	0.00 %
	SELLADORES	\$20,028.00	\$0.00	\$20,028.00	\$0.00	\$0.00	\$0.00	0.00 %
	APLICACIÓN DE FLUOR	\$20,028.00	\$0.00	\$20,028.00	\$0.00	\$0.00	\$0.00	0.00 %
	AMALGAMAS	\$20,028.00	\$0.00	\$20,028.00	\$0.00	\$0.00	\$0.00	0.00 %
	RESINAS	\$20,028.00	\$0.00	\$20,028.00	\$0.00	\$0.00	\$0.00	0.00 %

Fuente de Ingresos	Ley de Ingresos Estimada	Ampliaciones / (Reducciones)	Ley de Ingresos Modificada	Ingresos Devengados	Ingresos Recaudados	Devengado Por Recaudar	Avance de Recaudación (Recaudación / Estimación)
DIF MUNICIPAL	\$0.00	\$0.00	\$0.00	\$40,011.00	\$40,011.00	\$0.00	0.00 %
DESAYUNOS CALIENTES	\$0.00	\$0.00	\$0.00	\$32,064.00	\$32,064.00	\$0.00	0.00 %
DESAYUNOS FRIOS	\$0.00	\$0.00	\$0.00	\$7,947.00	\$7,947.00	\$0.00	0.00 %
EXPLOTACION O ENAJENACION DE CUALQUIER NATU	\$0.00	\$0.00	\$0.00	\$18,074.00	\$18,074.00	\$0.00	0.00 %
SERVICIO DE BAÑOS PUBLICOS	\$0.00	\$0.00	\$0.00	\$18,074.00	\$18,074.00	\$0.00	0.00 %
VENTA DE BIENES MUEBLES E INMUEBLES PROPIEDAD	\$0.00	\$0.00	\$0.00	\$300,002.00	\$300,002.00	\$0.00	0.00 %
CONSESIONES EN GENERAL	\$0.00	\$0.00	\$0.00	\$300,000.00	\$300,000.00	\$0.00	0.00 %
VENTA DE BIENES MUEBLES PROPIEDAD DEL MUNICI	\$0.00	\$0.00	\$0.00	\$2.00	\$2.00	\$0.00	0.00 %
LOS CAPITALES Y VALORES DEL MUNICIPIO Y SUS RE	\$0.00	\$0.00	\$0.00	\$12,206.51	\$12,206.51	\$0.00	0.00 %
RENDIMIENTOS BANCARIOS 2014	\$0.00	\$0.00	\$0.00	\$16.68	\$16.68	\$0.00	0.00 %
RENDIMIENTOS FAISM 2014	\$0.00	\$0.00	\$0.00	\$16.68	\$16.68	\$0.00	0.00 %
RENDIMIENTOS BANCARIOS 2015	\$0.00	\$0.00	\$0.00	\$807.79	\$807.79	\$0.00	0.00 %
RENDIMIENTOS FAISM 2015	\$0.00	\$0.00	\$0.00	\$807.79	\$807.79	\$0.00	0.00 %
RENDIMIENTOS BANCARIOS 2016	\$0.00	\$0.00	\$0.00	\$190.83	\$190.83	\$0.00	0.00 %
RENDIMIENTOS FAISM 2016	\$0.00	\$0.00	\$0.00	\$190.83	\$190.83	\$0.00	0.00 %
RENDIMIENTOS BANCARIOS 2017	\$0.00	\$0.00	\$0.00	\$379.00	\$379.00	\$0.00	0.00 %
RENDIMIENTOS FAISM 2017	\$0.00	\$0.00	\$0.00	\$6.38	\$6.38	\$0.00	0.00 %
RENDIMIENTOS BENEFICIARIOS FAISM 2017	\$0.00	\$0.00	\$0.00	\$372.62	\$372.62	\$0.00	0.00 %
RENDIMIENTOS BANCARIOS 2018	\$0.00	\$0.00	\$0.00	\$303.48	\$303.48	\$0.00	0.00 %
RENDIMIENTOS FAISM 2018	\$0.00	\$0.00	\$0.00	\$303.36	\$303.36	\$0.00	0.00 %
RENDIMIENTOS BENEFICIARIOS FAISM 2018	\$0.00	\$0.00	\$0.00	\$0.12	\$0.12	\$0.00	0.00 %
RENDIMIENTOS BANCARIOS 2019	\$0.00	\$0.00	\$0.00	\$1,058.88	\$1,058.88	\$0.00	0.00 %
RENDIMIENTOS FGP 2019	\$0.00	\$0.00	\$0.00	\$510.27	\$510.27	\$0.00	0.00 %
RENDIMIENTOS FAISM 2019	\$0.00	\$0.00	\$0.00	\$356.41	\$356.41	\$0.00	0.00 %
RENDIMIENTOS BENEFICIARIOS FAISM 2019	\$0.00	\$0.00	\$0.00	\$192.20	\$192.20	\$0.00	0.00 %
RENDIMIENTOS BANCARIOS 2020	\$0.00	\$0.00	\$0.00	\$26.07	\$26.07	\$0.00	0.00 %
RENDIMIENTOS FOFYR 2020	\$0.00	\$0.00	\$0.00	\$26.07	\$26.07	\$0.00	0.00 %
RENDIMIENTOS BANCARIOS 2021	\$0.00	\$0.00	\$0.00	\$9,397.18	\$9,397.18	\$0.00	0.00 %
RENDIMIENTOS FFM 2021	\$0.00	\$0.00	\$0.00	\$4,999.90	\$4,999.90	\$0.00	0.00 %
RENDIMIENTOS ISR 2021	\$0.00	\$0.00	\$0.00	\$1,012.01	\$1,012.01	\$0.00	0.00 %
RENDIMIENTOS FGP 2021	\$0.00	\$0.00	\$0.00	\$3,987.89	\$3,987.89	\$0.00	0.00 %
RENDIMIENTOS FOFYR 2021	\$0.00	\$0.00	\$0.00	\$223.62	\$223.62	\$0.00	0.00 %
RENDIMIENTOS CISAN 2021	\$0.00	\$0.00	\$0.00	\$31.05	\$31.05	\$0.00	0.00 %

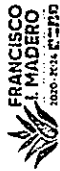
Fuente de Ingresos		Ley de Ingresos Estimada	Ampliaciones / (Reducciones)	Ley de Ingresos Modificada	Ingresos Devengados	Ingresos Recaudados	Devengado Por Recaudar	Avance de Recaudación (Recaudación / Estimación)
61	RENDIMIENTOS IEPS TABACOS 2021	\$0.00	\$0.00	\$0.00	\$158.70	\$158.70	\$0.00	0.00 %
	RENDIMIENTOS IVFGASOLINAS 2021	\$0.00	\$0.00	\$0.00	\$135.71	\$135.71	\$0.00	0.00 %
	RENDIMIENTOS ISAN 2021	\$0.00	\$0.00	\$0.00	\$71.35	\$71.35	\$0.00	0.00 %
	RENDIMIENTOS REPO 2021	\$0.00	\$0.00	\$0.00	\$3,776.85	\$3,776.85	\$0.00	0.00 %
	RENDIMIENTOS BANCARIOS 2022	\$0.00	\$0.00	\$0.00	\$26.60	\$26.60	\$0.00	0.00 %
	RENDIMIENTOS REPO 2022	\$0.00	\$0.00	\$0.00	\$18.72	\$18.72	\$0.00	0.00 %
	RENDIMIENTOS FORTAMUN 2022	\$0.00	\$0.00	\$0.00	\$1.25	\$1.25	\$0.00	0.00 %
	Rendimientos FOCOM 2022	\$0.00	\$0.00	\$0.00	\$17.47	\$17.47	\$0.00	0.00 %
	RENDIMIENTOS IEPS TABACOS 2022	\$0.00	\$0.00	\$0.00	\$7.88	\$7.88	\$0.00	0.00 %
61-02	<u>Aprovechamientos</u>	\$543,559.00	\$0.00	\$543,559.00	\$288,426.00	\$288,426.00	\$0.00	53.06 %
	<u>MULTAS</u>	\$227,806.00	\$0.00	\$227,806.00	\$223,726.00	\$223,726.00	\$0.00	98.20 %
	MULTAS IMPUESTAS A LOS INFRACTORES DE LOS R	\$227,806.00	\$0.00	\$227,806.00	\$223,726.00	\$223,726.00	\$0.00	98.20 %
	MULTAS IMPUESTAS A LOS INFRACTORES DE LOS	\$227,806.00	\$0.00	\$227,806.00	\$156,326.00	\$156,326.00	\$0.00	68.62 %
	MULTAS IMPUESTAS A LOS INFRACTORES DE LOS	\$0.00	\$0.00	\$0.00	\$1,500.00	\$1,500.00	\$0.00	0.00 %
	MULTAS IMPUESTAS A LOS INFRACTORES DE LOS	\$0.00	\$0.00	\$0.00	\$65,900.00	\$65,900.00	\$0.00	0.00 %
	MULTAS IMPUESTAS A LOS INFRACTORES DE LOS	\$0.00	\$0.00	\$0.00	\$64,700.00	\$64,700.00	\$0.00	0.00 %
61-03	<u>INDEMNIZACIONES</u>	\$0.00	\$0.00	\$0.00	\$64,700.00	\$64,700.00	\$0.00	0.00 %
	INDEMNIZACIONES POR DAÑOS A BIENES MUNICIPAL	\$0.00	\$0.00	\$0.00	\$0.00	\$0.00	\$0.00	0.00 %
61-09	<u>OTROS APROVECHAMIENTOS</u>	\$315,753.00	\$0.00	\$315,753.00	\$0.00	\$0.00	\$0.00	0.00 %
	DONACIONES HECHAS A FAVOR DEL MUNICIPIO	\$315,753.00	\$0.00	\$315,753.00	\$0.00	\$0.00	\$0.00	0.00 %
	DONACIONES HECHAS A FAVOR DEL MUNICIPIO	\$315,753.00	\$0.00	\$315,753.00	\$0.00	\$0.00	\$0.00	0.00 %
61	<u>Participaciones</u>	\$41,643,783.00	\$8,020,207.00	\$49,663,990.00	\$37,376,433.13	\$37,420,306.83	-\$43,873.70	75.34 %
	PARTICIPACIONES EJERCICIO 2022	\$41,643,783.00	\$8,020,207.00	\$49,663,990.00	\$37,376,433.13	\$37,420,306.83	-\$43,873.70	75.34 %
	FGP 2022	\$26,444,293.00	\$5,424,586.00	\$31,868,879.00	\$23,680,926.26	\$23,680,926.26	\$0.00	74.30 %
	FFM 2022	\$12,329,603.00	\$905,841.00	\$13,235,444.00	\$10,531,376.02	\$10,531,376.02	\$0.00	79.56 %
	FOFYR 2022	\$1,057,470.00	\$197,862.00	\$1,255,332.00	\$1,093,591.39	\$1,093,591.39	\$0.00	87.11 %
	FOCOM 2022	\$0.00	\$1,175,368.00	\$1,175,368.00	\$544,698.97	\$544,698.97	\$0.00	46.34 %
	CISAN 2022	\$44,192.00	\$10,643.00	\$54,835.00	\$41,126.04	\$41,126.04	\$0.00	74.99 %
	ISAN 2022	\$161,698.00	\$108,572.00	\$270,270.00	\$268,612.18	\$268,612.18	\$0.00	99.38 %
	IEPS TABACOS 2022	\$439,401.00	\$71,515.00	\$510,916.00	\$377,469.40	\$421,343.10	-\$43,873.70	82.46 %
	IVF GASOLINAS 2022	\$1,167,126.00	\$125,820.00	\$1,292,946.00	\$541,688.42	\$541,688.42	\$0.00	41.89 %
	ISR EBI 2022	\$0.00	\$0.00	\$0.00	\$72,513.06	\$72,513.06	\$0.00	0.00 %
	FEIEF 2022	\$0.00	\$0.00	\$0.00	\$73,346.93	\$73,346.93	\$0.00	0.00 %
	FOCOM 2022	\$0.00	\$0.00	\$0.00	\$139,702.85	\$139,702.85	\$0.00	0.00 %

MUNICIPIO DE FRANCISCO I. MADERO, HIDALGO
HIDALGO

Estado Analítico de Ingresos Presupuestales


Al 30/sep./2022

Fecha y hora de Impresión | 07/oct./2022 | 01:06 p. m.



Usu: supervisor
Rep: rptEstadoPresupuestoIngresos


Fuente de Ingresos	Ley de Ingresos Estimada	Ampliaciones / (Reducciones)	Ley de Ingresos Modificada	Ingresos Devengados	Ingresos Recaudados	Devengado Por Recaudar	Avance de Recaudación (Recaudación / Estimación)
82	ISR EBI 2022	\$0.00	\$0.00	\$11,381.61	\$11,381.61	\$0.00	0.00 %
	Aportaciones	\$37,999,126.00	\$41,705,276.19	\$33,466,891.95	\$33,466,891.95	\$0.00	80.24 %
	APORTACIONES EJERCICIO 2022	\$37,999,126.00	\$41,705,276.19	\$33,466,891.95	\$33,466,891.95	\$0.00	80.24 %
	FAISM 2022	\$12,591,512.00	\$14,586,232.00	\$13,127,608.80	\$13,127,608.80	\$0.00	90.00 %
	FORTAMUN 2022	\$25,407,614.00	\$27,119,044.19	\$20,339,283.15	\$20,339,283.15	\$0.00	75.00 %
	<u>Convenios</u>	\$2,000,000.00	\$3,250,000.00	\$3,352,913.87	\$3,352,913.87	\$0.00	103.16 %
	CONVENIOS EJERCICIO 2022	\$2,000,000.00	\$3,250,000.00	\$3,352,913.87	\$3,352,913.87	\$0.00	103.16 %
	ISR 2022	\$2,000,000.00	\$2,000,000.00	\$2,104,061.00	\$2,104,061.00	\$0.00	105.20 %
	PROAGUA 2022	\$0.00	\$1,250,000.00	\$1,248,852.87	\$1,248,852.87	\$0.00	99.90 %
	Total	\$92,574,364.89	\$105,550,722.08	\$84,109,356.66	\$84,153,230.36	-\$43,873.70	79.68 %



AYUNTAMIENTO
2020-2024

[Signature]
PROFR. RICARDO JOSUE OLGUIN PARDO
PRESIDENTE MUNICIPAL CONSTITUCIONAL

PROFRA. AIDA OLVERA PERCASTEGUI
SINDICO PROCURADOR



TESORERÍA
FRANCISCO I. MADERO, HIDALGO
2020-2024



AYUNTAMIENTO
2020-2024